

GEO-Sense Footfall Headline Report

Leighton Buzzard

March 2022

159324

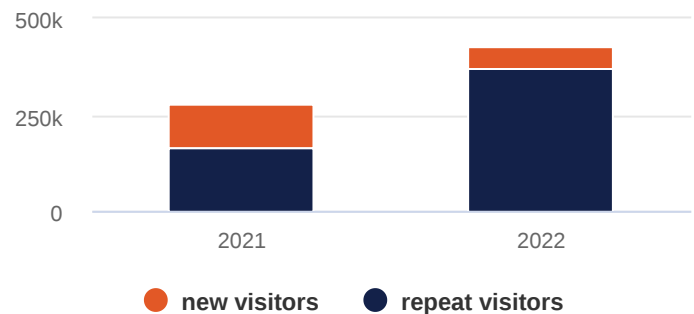
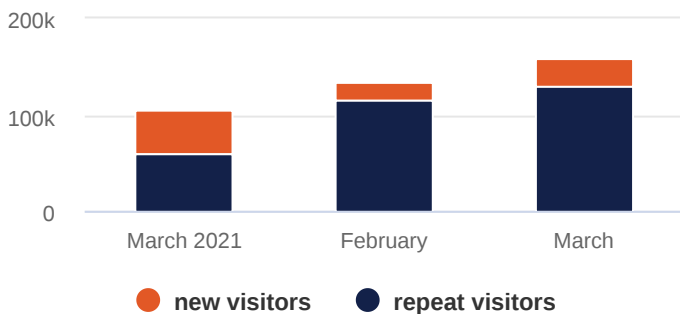
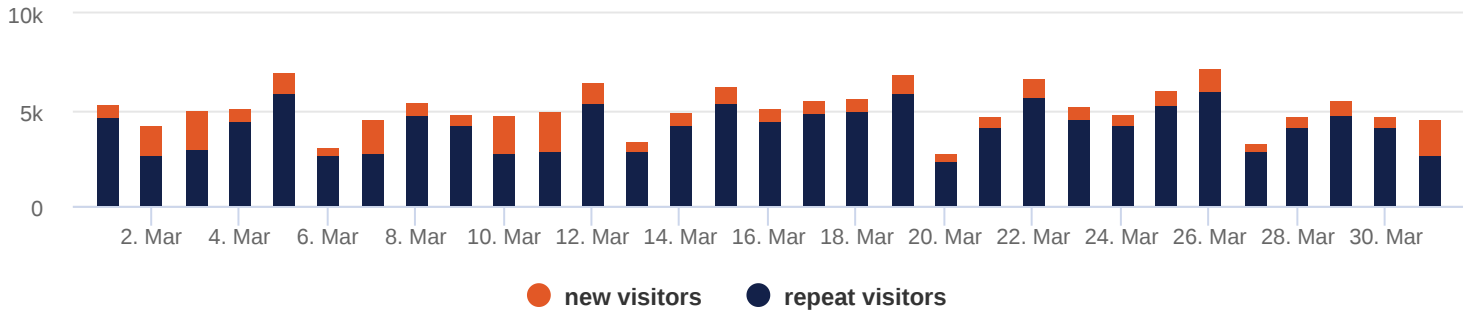
Total visits this period

footfall is
19.52%
up based on last
month

5140

Average visitors per day

Overall footfall statistics



Headlines

- The change in footfall compared to the previous month is a **19.52%** increased
- The total number of visitors was **159324** of which **129348** (81%) have visited previously and **29976** (19%) were new
- The average number of visitors per day has increased by **7.73%** based on the year to date average
- Footfall for the year to date has decreased by **-1.76%** (-7504) based on the same period last year
- The busiest zone during March was the **High Street(4)** with **76989** visitors, **48.32%** of the total venue visitors

Busiest Days

- The busiest day this month was **Saturday 26th** with **7231**, 5% of the total of which **1229** (17%) were new visitors
- During this day the busiest time was between **15:00 and 16:00**
- Average Dwell for the day was **166** minutes

Intelli-Sense Analytics

powered by GEO-Sense

www.geo-sense.co.uk

www.geo-sense.co.uk

