

# GEO-Sense Footfall Headline Report

## Leighton Buzzard

## February 2022

### 133305

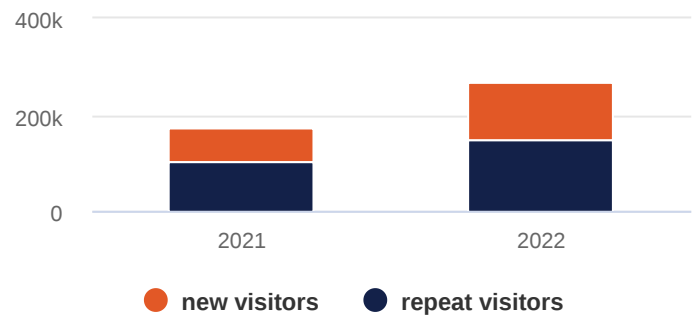
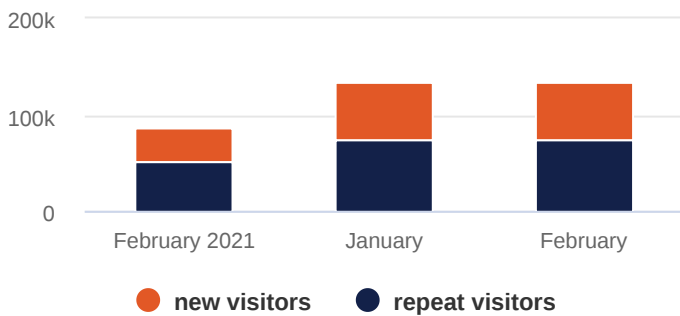
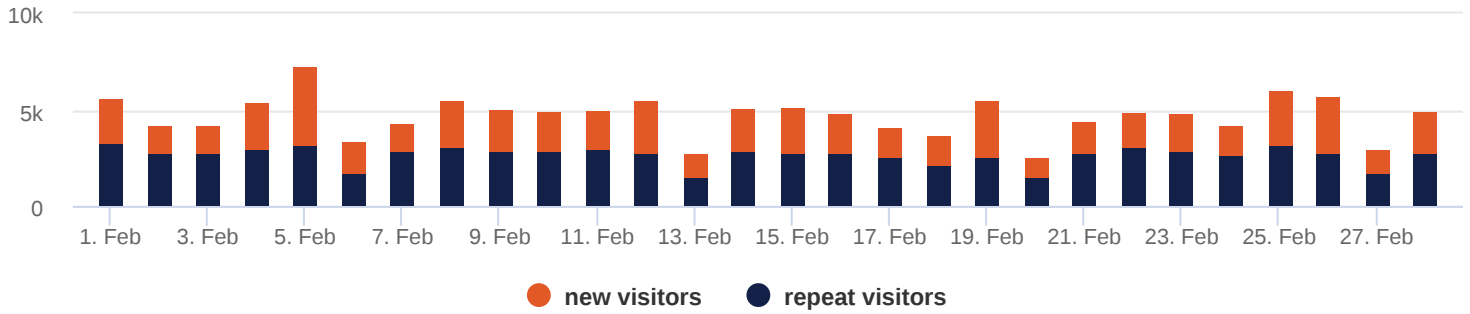
Total visits this period

footfall is  
**-0.41%**  
down based  
on last  
month

### 4761

Average visitors per day

## Overall footfall statistics



## Headlines

- The change in footfall compared to the previous month is a **-0.41%** decreased
- The total number of visitors was **133305** of which **75077** (56%) have visited previously and **58229** (44%) were new
- The average number of visitors per day has decreased by **-0.41%** based on the year to date average
- Footfall for the year to date has decreased by **-0.77%** (-2067) based on the same period last year
- The busiest zone during February was the **High Street(4)** with **63865** visitors, **47.91%** of the total venue visitors

## Busiest Days

- The busiest day this month was **Saturday 5th** with **7362**, **6%** of the total of which **4209** (57%) were new visitors
- During this day the busiest time was between **11:00 and 12:00**
- Average Dwell for the day was **175** minutes

Intelli-Sense Analytics

powered by GEO-Sense

[www.geo-sense.co.uk](http://www.geo-sense.co.uk)

[www.geo-sense.co.uk](http://www.geo-sense.co.uk)

