

GEO-Sense Footfall Headline Report

Leighton Buzzard

January 2022

133854

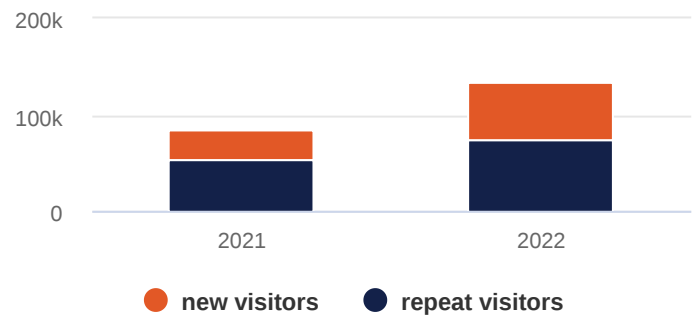
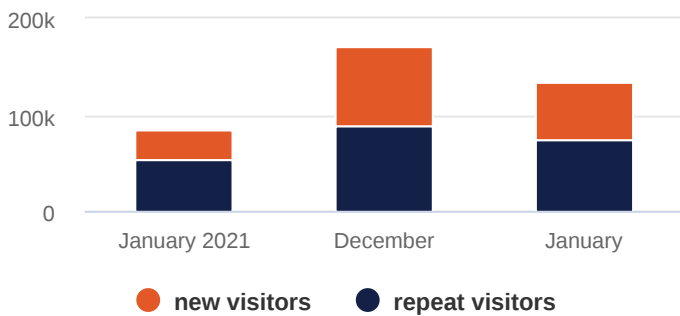
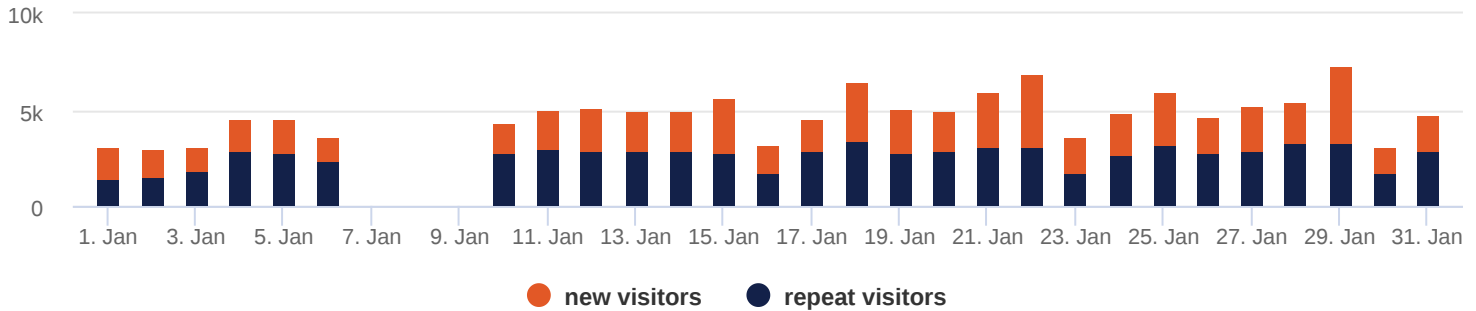
Total visits this period

footfall is
-22.24%
down based
on last
month

4780

Average visitors per day

Overall footfall statistics



Headlines

- The change in footfall compared to the previous month is a **-22.24%** increase
- The total number of visitors was **133854** of which **74541** (56%) have visited previously and **59313** (44%) were new
- The average number of visitors per day has increased by **0%** based on the year to date average
- Footfall for the year to date has increased by **0.59%** (789) based on the same period last year
- The busiest zone during January was the **High Street(4)** with **62291** visitors, **46.54%** of the total venue visitors

Busiest Days

- The busiest day this month was **Saturday 29th** with **7271**, 5% of the total of which **4000** (55%) were new visitors
- During this day the busiest time was between **12:00 and 13:00**
- Average Dwell for the day was **178** minutes

Intelli-Sense Analytics

powered by GEO-Sense

www.geo-sense.co.uk

www.geo-sense.co.uk

