

GEO-Sense Footfall Headline Report

Leighton Buzzard

August 2021

95139

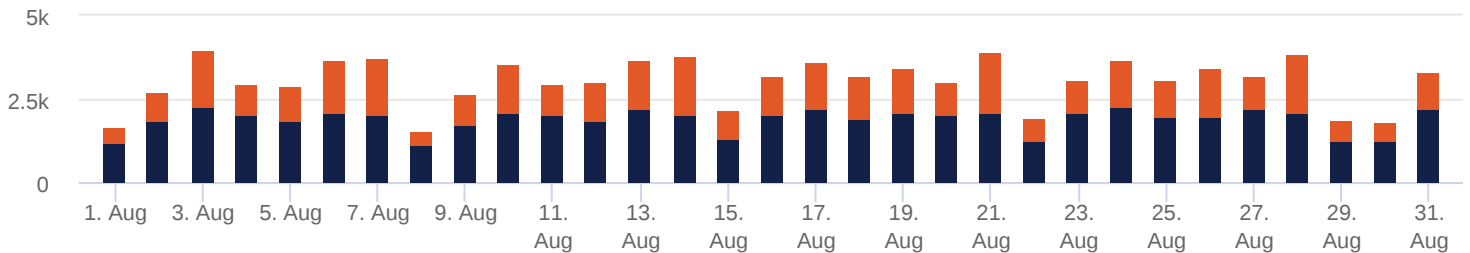
Total visits this period

footfall is
-11.23%
down based
on last
month

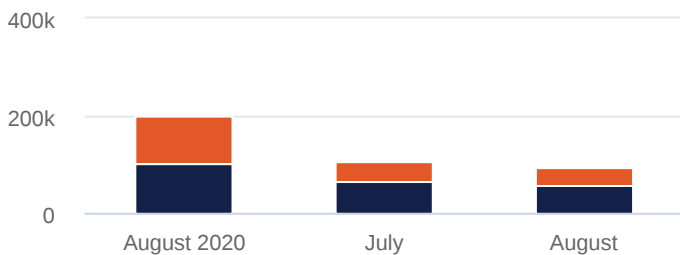
3069

Average visitors per day

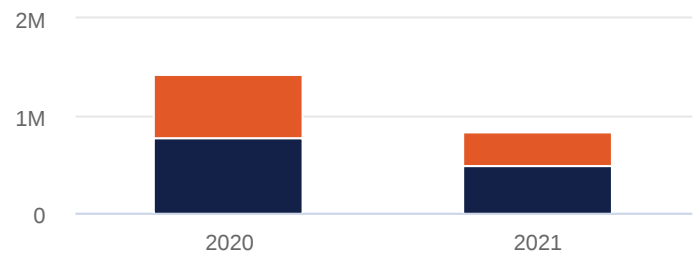
Overall footfall statistics



● new visitors ● repeat visitors



● new visitors ● repeat visitors



● new visitors ● repeat visitors

Headlines

- The change in footfall compared to the previous month is a **-11.23%** increase
- The total number of visitors was **95139** of which **58508** (61%) have visited previously and **36631** (39%) were new
- The average number of visitors per day has decreased by **-13.07%** based on the year to date average
- Footfall for the year to date has decreased by **-69.41%** (-585539) based on the same period last year
- The busiest zone during August was the **Lake Street(6)** with **43820** visitors, **46.06%** of the total venue visitors

Busiest Days

- The busiest day this month was **Tuesday 3rd** with **4013**, **4%** of the total of which **1756** (44%) were new visitors
- During this day the busiest time was between **11:00 and 12:00**
- Average Dwell for the day was **165** minutes

Intelli-Sense Analytics

powered by GEO-Sense

www.geo-sense.co.uk

www.geo-sense.co.uk

