

GEO-Sense Footfall Headline Report

Leighton Buzzard

May 2021

123968

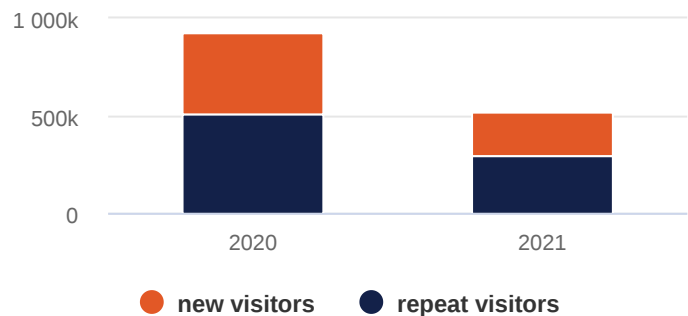
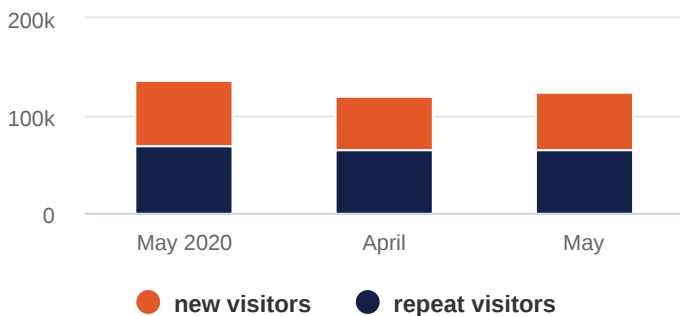
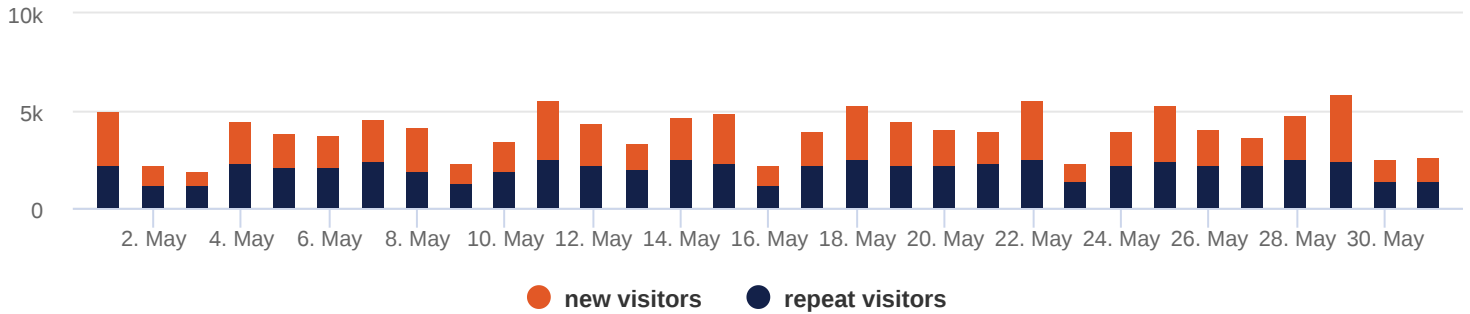
Total visits this period

footfall is
2.76%
up based on last
month

3999

Average visitors per day

Overall footfall statistics



Headlines

- The change in footfall compared to the previous month is a **2.76%** increase
- The total number of visitors was **123968** of which **64569** (52%) have visited previously and **59399** (48%) were new
- The average number of visitors per day has increased by **20.32%** based on the year to date average
- Footfall for the year to date has decreased by **-77.29%** (-404054) based on the same period last year
- The busiest zone during May was the **High Street(4)** with **56442** visitors, **45.53%** of the total venue visitors

Busiest Days

- The busiest day this month was **Saturday 29th** with **5944**, 5% of the total of which **3510** (59%) were new visitors
- During this day the busiest time was between **11:00 and 12:00**
- Average Dwell for the day was **158** minutes

Intelli-Sense Analytics

powered by GEO-Sense

www.geo-sense.co.uk

www.geo-sense.co.uk

