

GEO-Sense Footfall Headline Report

Leighton Buzzard

April 2021

120638

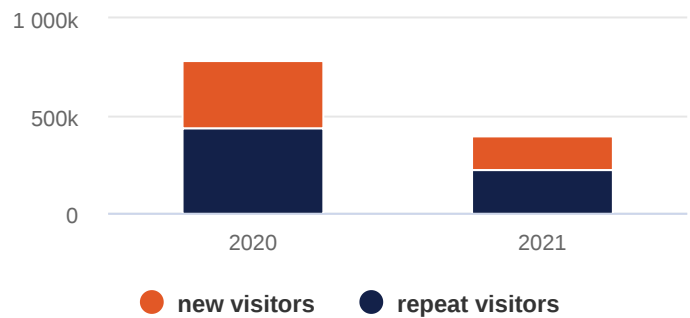
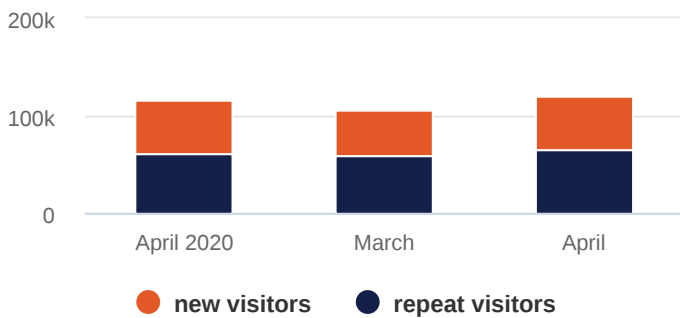
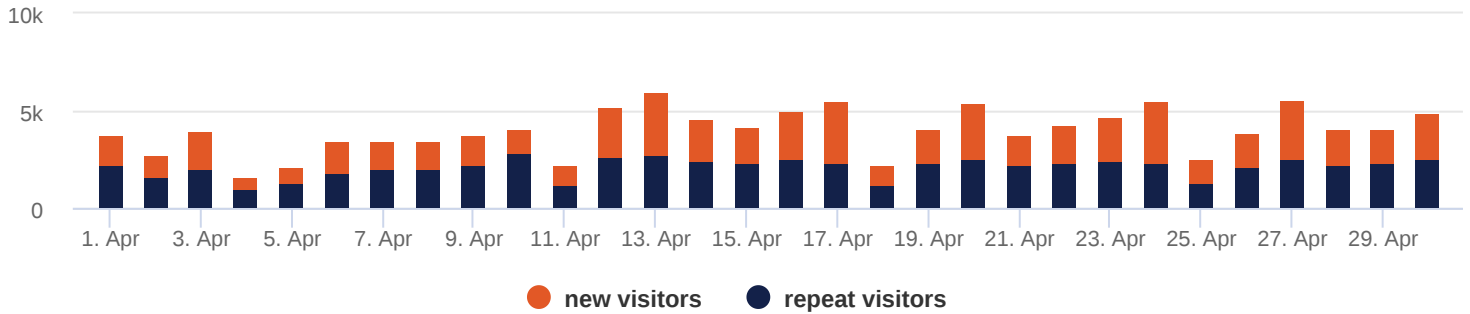
Total visits this period

footfall is
14.22%
up based on last
month

4021

Average visitors per day

Overall footfall statistics



Headlines

- The change in footfall compared to the previous month is a **14.22%** increase
- The total number of visitors was **120638** of which **64382** (53%) have visited previously and **56256** (47%) were new
- The average number of visitors per day has increased by **30.09%** based on the year to date average
- Footfall for the year to date has decreased by **-98.26%** (-391904) based on the same period last year
- The busiest zone during April was the **Lake Street(6)** with **53915** visitors, **44.69%** of the total venue visitors

Busiest Days

- The busiest day this month was **Tuesday 13th** with **6059**, 5% of the total of which **3318** (55%) were new visitors
- During this day the busiest time was between **11:00 and 12:00**
- Average Dwell for the day was **152** minutes

Intelli-Sense Analytics

powered by GEO-Sense

www.geo-sense.co.uk

www.geo-sense.co.uk

