

# GEO-Sense Footfall Headline Report

## Leighton Buzzard

## July 2021

### 107178

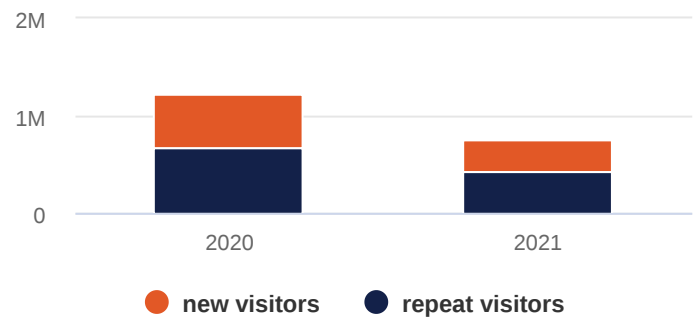
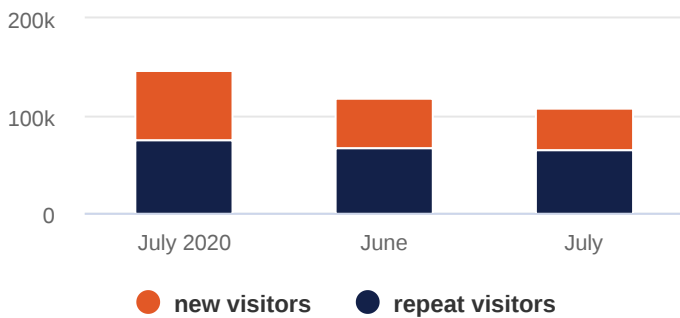
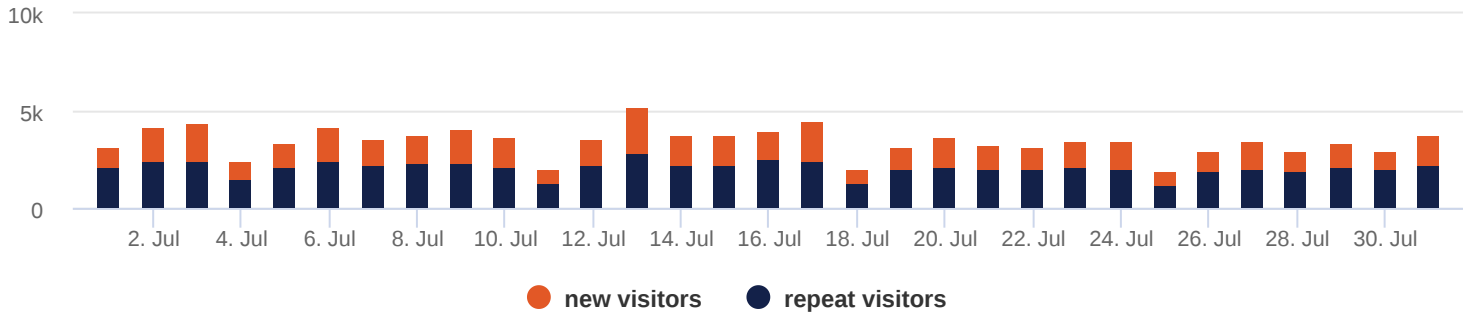
Total visits this period

footfall is  
**-9.5%**  
down based  
on last  
month

### 3457

Average visitors per day

### Overall footfall statistics



### Headlines

- The change in footfall compared to the previous month is a **-9.5%** increase
- The total number of visitors was **107178** of which **65341** (61%) have visited previously and **41837** (39%) were new
- The average number of visitors per day has decreased by **-2.41%** based on the year to date average
- Footfall for the year to date has decreased by **-64.37%** (-481735) based on the same period last year
- The busiest zone during July was the **Bridge Street(5)** with **47291** visitors, **44.12%** of the total venue visitors

### Busiest Days

- The busiest day this month was **Tuesday 13th** with **5246**, 5% of the total of which **2400** (46%) were new visitors
- During this day the busiest time was between **11:00 and 12:00**
- Average Dwell for the day was **179** minutes

Intelli-Sense Analytics

powered by GEO-Sense

[www.geo-sense.co.uk](http://www.geo-sense.co.uk)

[www.geo-sense.co.uk](http://www.geo-sense.co.uk)

