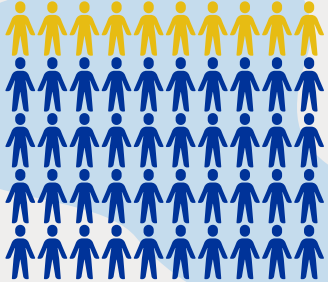


Results from the Markets Customer Survey

Thank you for completing our annual customer survey

Layout

80% of respondents are happy with the new market layout



54%

Shopping habits

54% of people say they go to the market for specific items, 46% said they were 'browsers'

75%

75% of people now actively seek out 'greener' products at the market



The most popular purchases are fruit and veg, plants and flowers.

Local

70% of market customers live in Leighton Buzzard




Environmentally friendly

All respondents said they now re-use their bags and containers when shopping on the market

Results from the Markets Trader Survey

Thank you for completing our annual trader survey

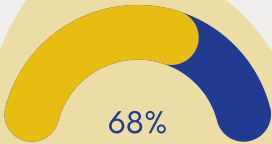


Layout

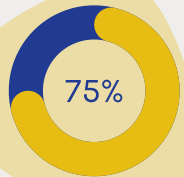
80% of respondents are happy with the new market layout

Stalls

80% of traders prefer the stalls facing each other



68% of our traders now also sell online



Over 75% of traders are accepting cards and cash payments

Environmentally friendly

89% of our traders are making their businesses 'greener' by reducing waste, reusing and recycling



Full survey information is available through the Leighton-Linslade Town Council website