

GEO-Sense Footfall Headline Report

Leighton Buzzard

June 2021

118433

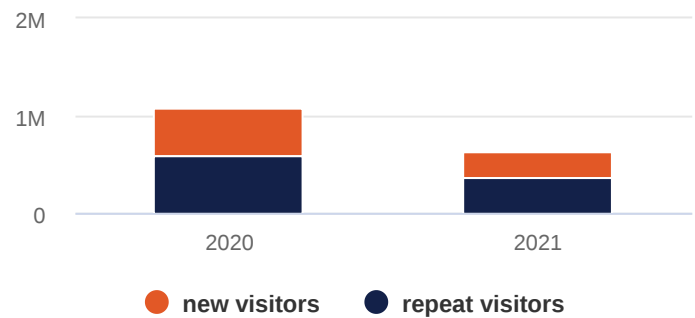
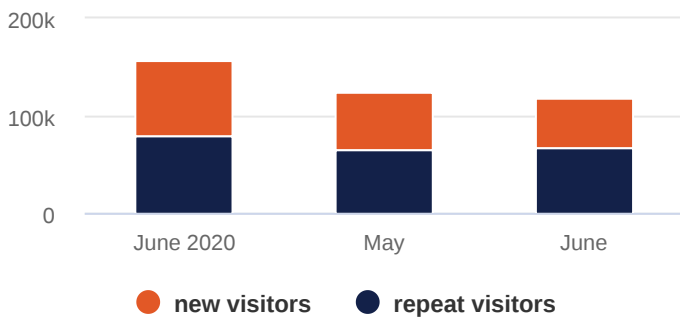
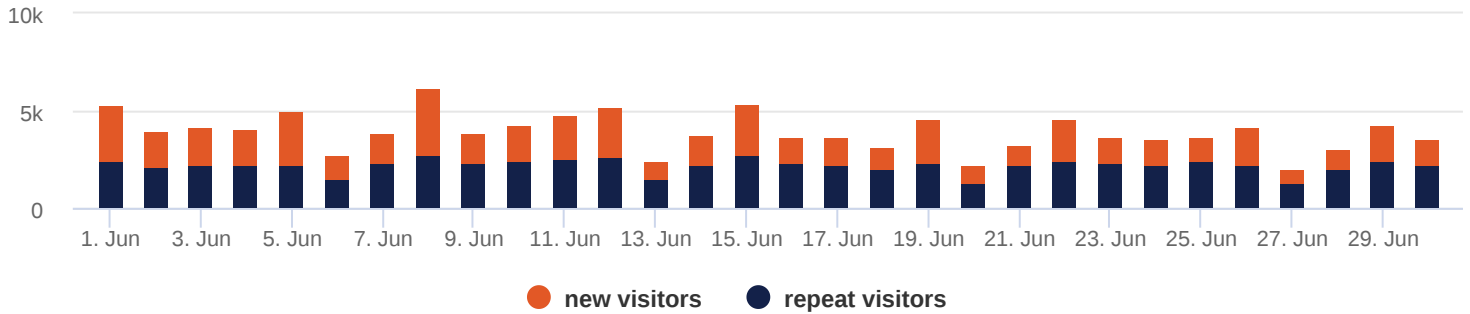
Total visits this period

footfall is
-4.46%
down based
on last
month

3948

Average visitors per day

Overall footfall statistics



Headlines

- The change in footfall compared to the previous month is a **-4.46%** increase
- The total number of visitors was **118433** of which **66954** (57%) have visited previously and **51479** (43%) were new
- The average number of visitors per day has increased by **14.02%** based on the year to date average
- Footfall for the year to date has decreased by **-68.91%** (-441907) based on the same period last year
- The busiest zone during June was the **Bridge Street(5)** with **52720** visitors, **44.51%** of the total venue visitors

Busiest Days

- The busiest day this month was **Tuesday 8th** with **6220**, 5% of the total of which **3500** (56%) were new visitors
- During this day the busiest time was between **11:00 and 12:00**
- Average Dwell for the day was **167** minutes

Intelli-Sense Analytics

powered by GEO-Sense

www.geo-sense.co.uk

www.geo-sense.co.uk

