

GEO-Sense Footfall Headline Report

Leighton Buzzard

March 2021

105616

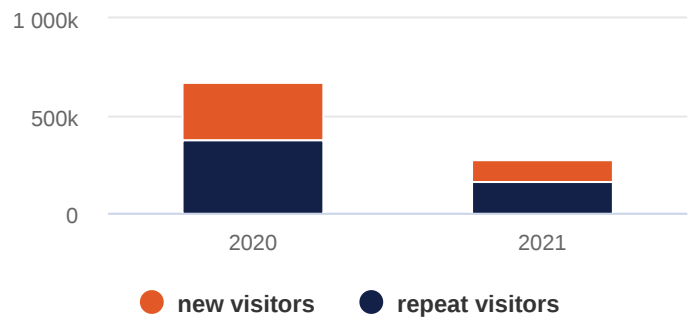
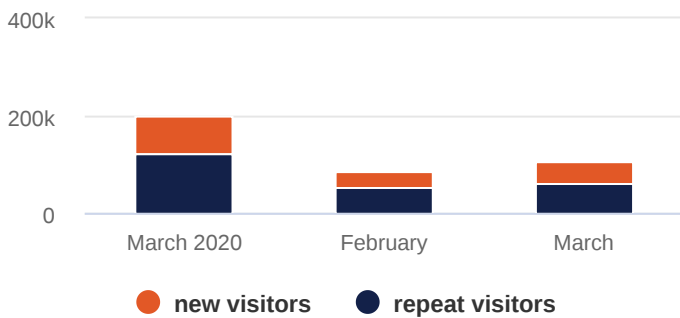
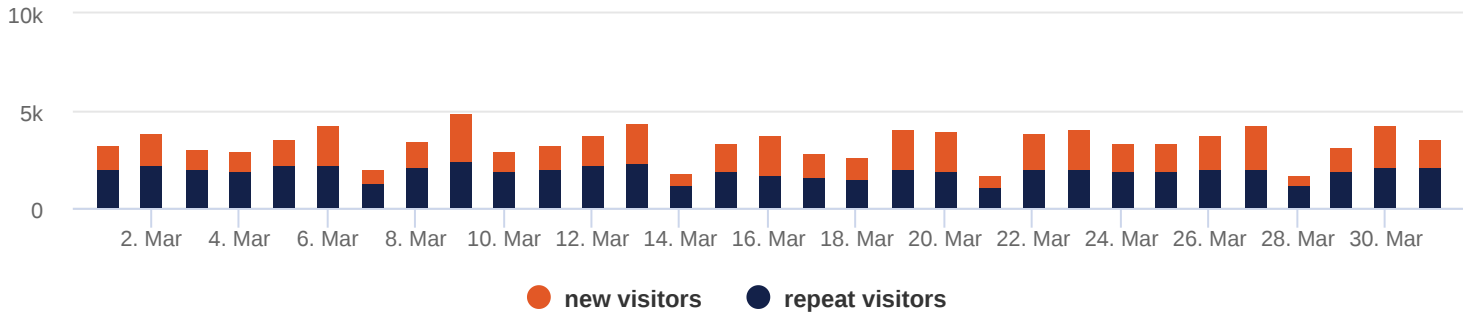
Total visits this period

footfall is
21%
up based on last
month

3407

Average visitors per day

Overall footfall statistics



Headlines

- The change in footfall compared to the previous month is a **21%** increase
- The total number of visitors was **105616** of which **60186** (57%) have visited previously and **45430** (43%) were new
- The average number of visitors per day has increased by **16.47%** based on the year to date average
- Footfall for the year to date has decreased by **-142.34%** (-395993) based on the same period last year
- The busiest zone during March was the **High Street(4)** with **46949** visitors, **44.45%** of the total venue visitors

Busiest Days

- The busiest day this month was **Tuesday 9th** with **4925**, 5% of the total of which **2482** (50%) were new visitors
- During this day the busiest time was between **10:00 and 11:00**
- Average Dwell for the day was **169** minutes

Intelli-Sense Analytics

powered by GEO-Sense

www.geo-sense.co.uk

www.geo-sense.co.uk

