

GEO-Sense Footfall Headline Report

Leighton Buzzard

May 2020

136118

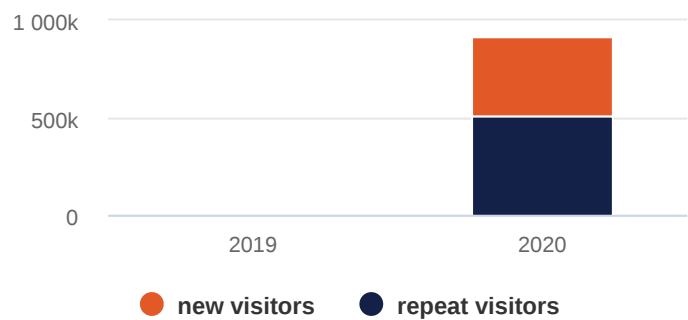
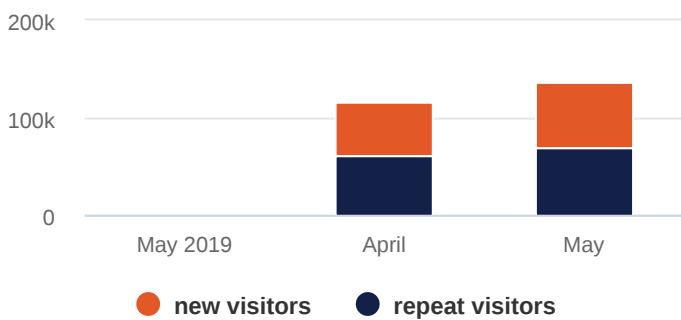
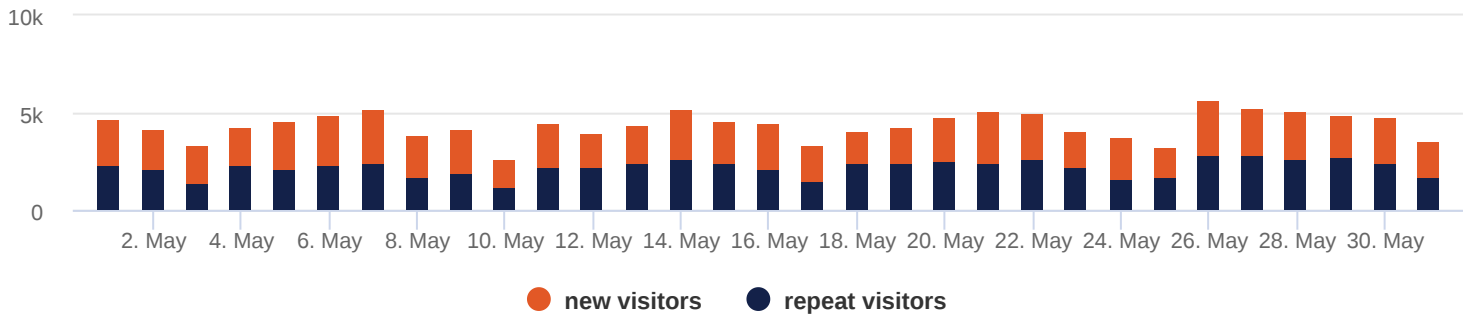
Total visits this period

footfall is
16.79%
up based on last
month

4391

Average visitors per day

Overall footfall statistics



Headlines

- The change in footfall compared to the previous month is a **16.79%** increase
- The total number of visitors was **136118** of which **69032** (51%) have visited previously and **67086** (49%) were new
- The average number of visitors per day has decreased by **-32.94%** based on the year to date average
- Footfall for the year to date has increased by **100%** (926857) based on the same period last year
- The busiest zone during May was the **High Street(4)** with **78534** visitors, **57.7%** of the total venue visitors

Busiest Days

- The busiest day this month was **Tuesday 26th** with **5736**, **4%** of the total of which **2929** (51%) were new visitors
- During this day the busiest time was between **11:00 and 12:00**
- Average Dwell for the day was **19** minutes

Intelli-Sense Analytics

powered by GEO-Sense

www.geo-sense.co.uk

www.geo-sense.co.uk

