

GEO-Sense Footfall Headline Report

Leighton Buzzard

March 2020

190574

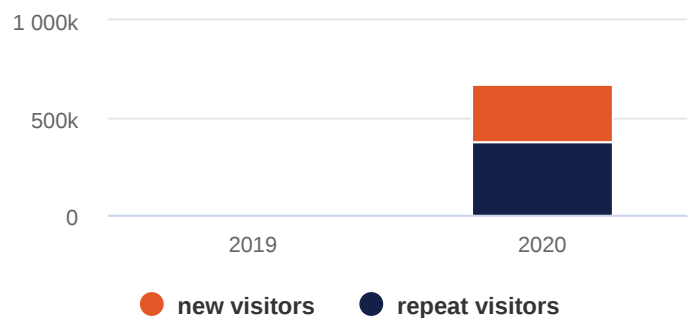
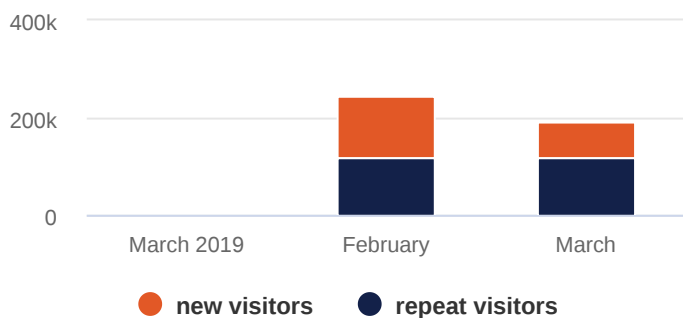
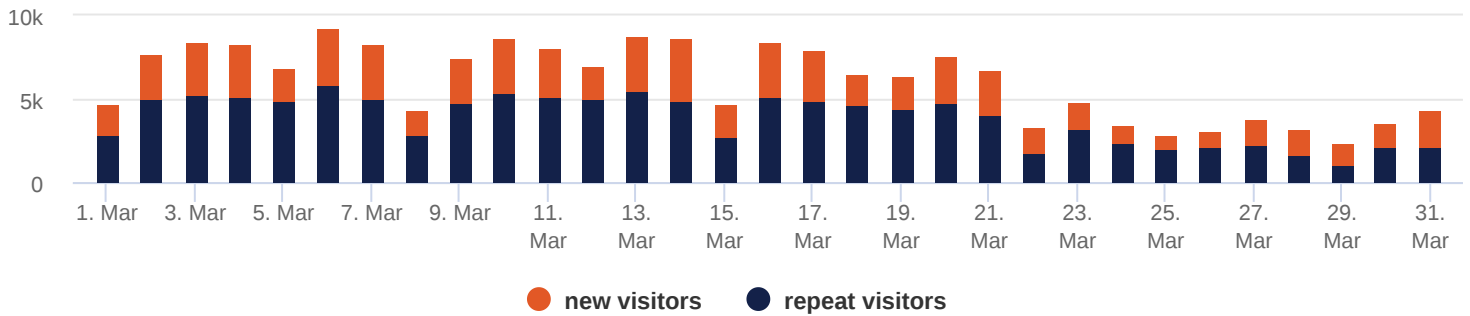
Total visits this period

footfall is
-22.64%
down based
on last
month

6148

Average visitors per day

Overall footfall statistics



Headlines

- The change in footfall compared to the previous month is a **-22.64%** increase
- The total number of visitors was **190574** of which **118844** (62%) have visited previously and **71730** (38%) were new
- The average number of visitors per day has decreased by **-23.59%** based on the year to date average
- Footfall for the year to date has increased by **100%** (674190) based on the same period last year
- The busiest zone during March was the **High Street(4)** with **95197** visitors, **49.95%** of the total venue visitors

Busiest Days

- The busiest day this month was **Friday 6th** with **9318**, 5% of the total of which **3453** (37%) were new visitors
- During this day the busiest time was between **11:00 and 12:00**
- Average Dwell for the day was **21** minutes

Intelli-Sense Analytics

powered by GEO-Sense

www.geo-sense.co.uk

www.geo-sense.co.uk

