

GEO-Sense Footfall Headline Report

Leighton Buzzard

June 2020

156286

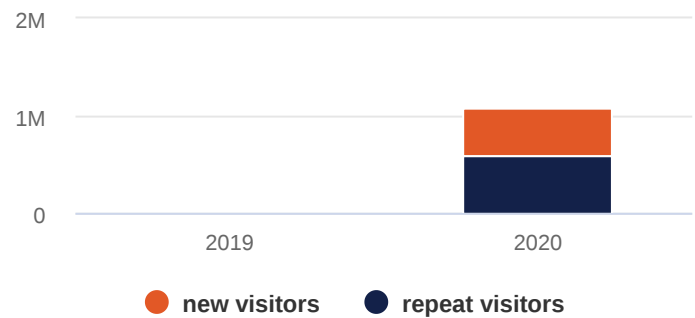
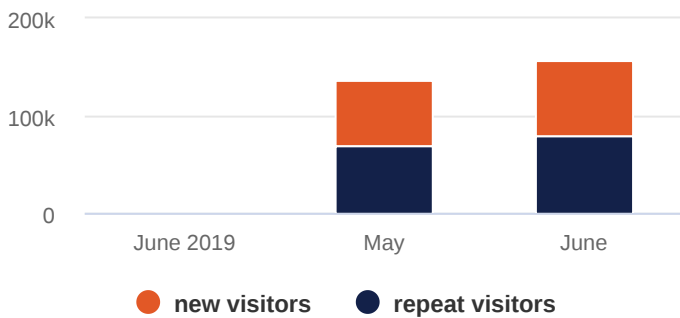
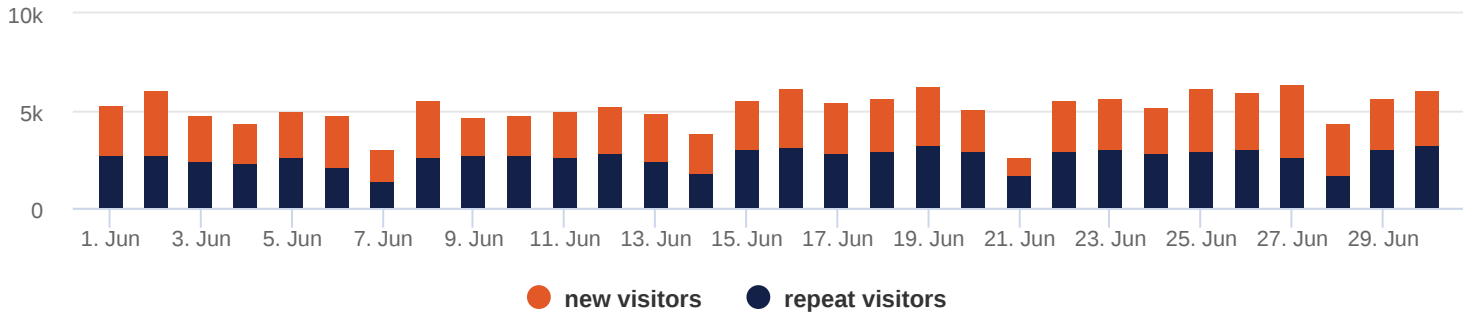
Total visits this period

footfall is
14.82%
up based on last
month

5210

Average visitors per day

Overall footfall statistics



Headlines

- The change in footfall compared to the previous month is a **14.82%** increase
- The total number of visitors was **156286** of which **80354** (51%) have visited previously and **75932** (49%) were new
- The average number of visitors per day has decreased by **-14.67%** based on the year to date average
- Footfall for the year to date has increased by **100%** (1083143) based on the same period last year
- The busiest zone during June was the **High Street(4)** with **86524** visitors, **55.36%** of the total venue visitors

Busiest Days

- The busiest day this month was **Saturday 27th** with **6404**, 4% of the total of which **3709** (58%) were new visitors
- During this day the busiest time was between **12:00 and 13:00**
- Average Dwell for the day was **18** minutes

Intelli-Sense Analytics

powered by GEO-Sense

www.geo-sense.co.uk

www.geo-sense.co.uk

