

GEO-Sense Footfall Headline Report

Leighton Buzzard

July 2020

147006

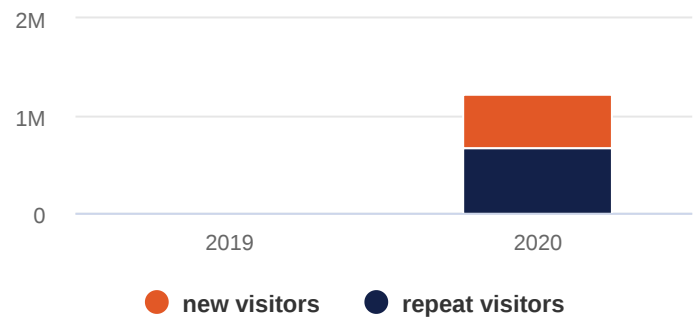
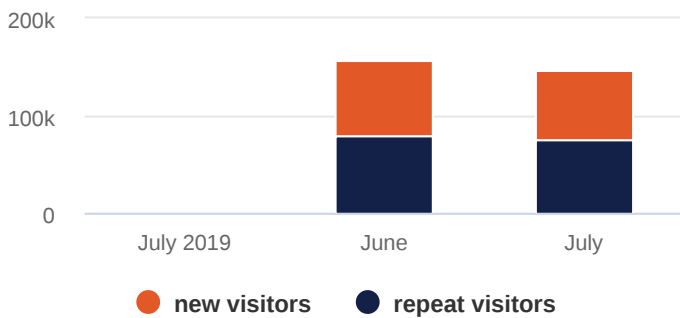
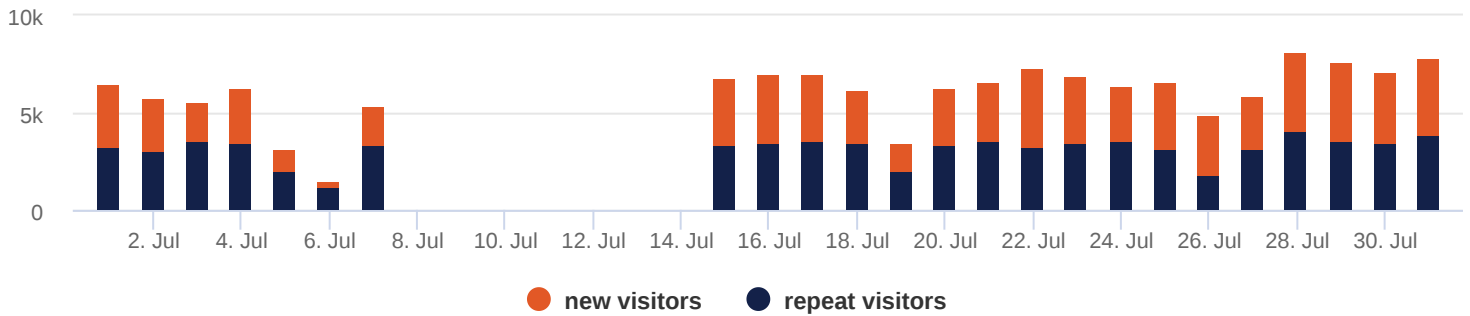
Total visits this period

footfall is
-5.94%
down based
on last
month

5880

Average visitors per day

Overall footfall statistics



Headlines

- The change in footfall compared to the previous month is a **-5.94%** increase
- The total number of visitors was **147006** of which **76446** (52%) have visited previously and **70560** (48%) were new
- The average number of visitors per day has decreased by **-1.28%** based on the year to date average
- Footfall for the year to date has increased by **100%** (1230149) based on the same period last year
- The busiest zone during July was the **High Street(4)** with **75505** visitors, **51.36%** of the total venue visitors

Busiest Days

- The busiest day this month was **Tuesday 28th** with **8183**, 6% of the total of which **4104** (50%) were new visitors
- During this day the busiest time was between **14:00 and 15:00**
- Average Dwell for the day was **18** minutes

Intelli-Sense Analytics

powered by GEO-Sense

www.geo-sense.co.uk

www.geo-sense.co.uk

