

GEO-Sense Footfall Headline Report

Leighton Buzzard

February 2020

237269

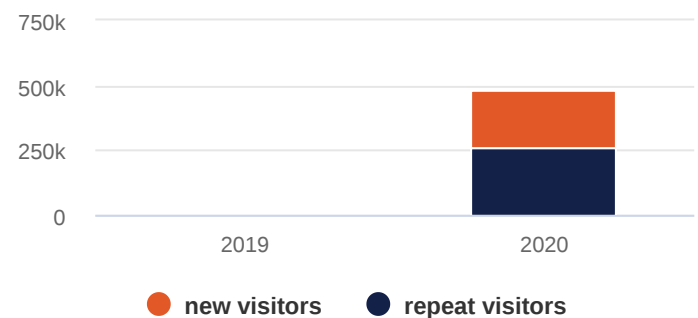
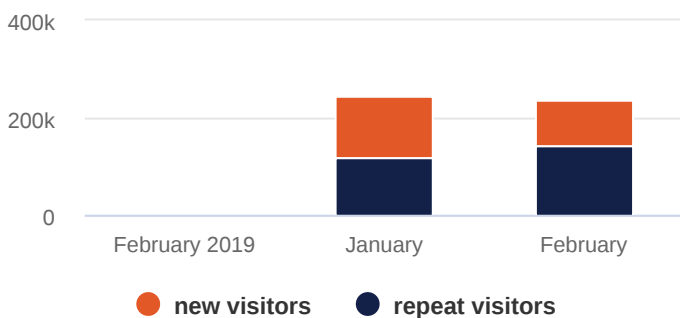
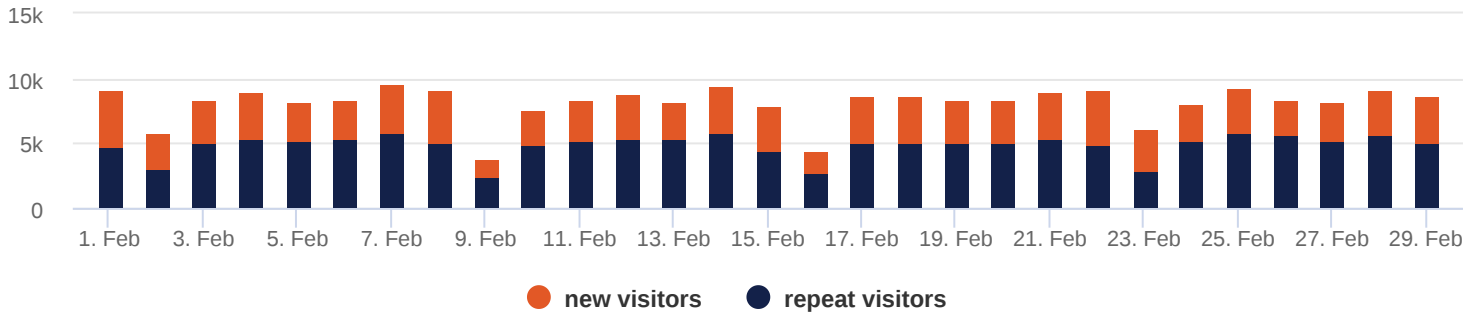
Total visits this period

footfall is
3.83%
up based on last
month

8182

Average visitors per day

Overall footfall statistics



Headlines

- The change in footfall compared to the previous month is a **3.83%** increase
- The total number of visitors was **237269** of which **142035** (60%) have visited previously and **95234** (40%) were new
- The average number of visitors per day has increased by **1.7%** based on the year to date average
- Footfall for the year to date has increased by **100%** (483616) based on the same period last year
- The busiest zone during February was the **Lake Street(6)** with **116991** visitors, **49.31%** of the total venue visitors

Busiest Days

- The busiest day this month was **Thursday 6th** with **9648**, 4% of the total of which **3823** (40%) were new visitors
- During this day the busiest time was between **12:00 and 13:00**
- Average Dwell for the day was **21** minutes

Intelli-Sense Analytics

powered by GEO-Sense

www.geo-sense.co.uk

www.geo-sense.co.uk

