

GEO-Sense Footfall Headline Report

Leighton Buzzard

April 2020

116549

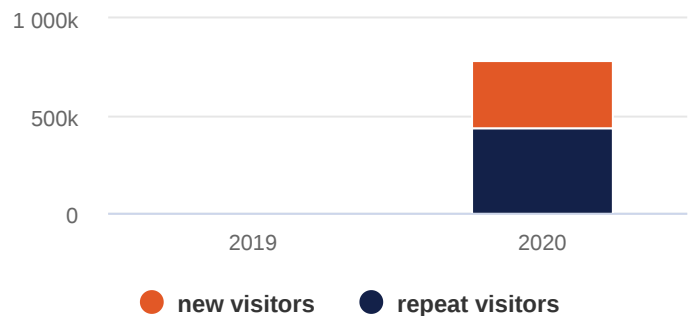
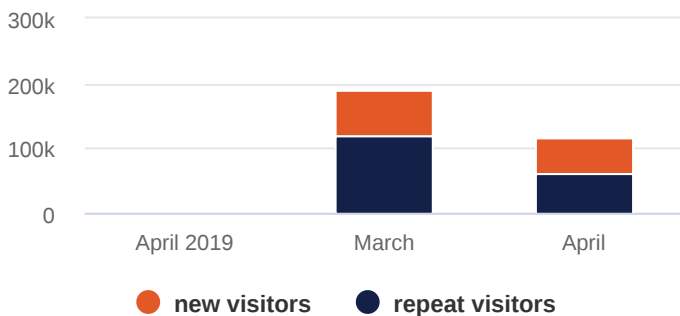
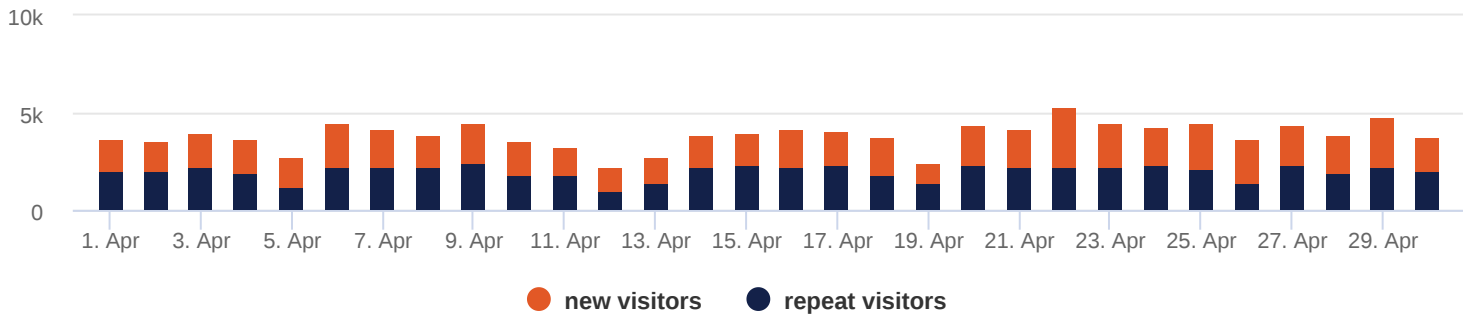
Total visits this period

footfall is
-38.84%
down based
on last
month

3885

Average visitors per day

Overall footfall statistics



Headlines

- The change in footfall compared to the previous month is a **-38.84%** increase
- The total number of visitors was **116549** of which **60558** (52%) have visited previously and **55991** (48%) were new
- The average number of visitors per day has decreased by **-47.75%** based on the year to date average
- Footfall for the year to date has increased by **100%** (790739) based on the same period last year
- The busiest zone during April was the **High Street(4)** with **67796** visitors, **58.17%** of the total venue visitors

Busiest Days

- The busiest day this month was **Wednesday 22nd** with **5357**, **5%** of the total of which **3067** (57%) were new visitors
- During this day the busiest time was between **11:00 and 12:00**
- Average Dwell for the day was **21** minutes

Intelli-Sense Analytics

powered by GEO-Sense

www.geo-sense.co.uk

www.geo-sense.co.uk

